

## How to login to Google Classroom/Drive at home

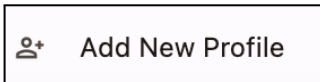
*Pupils will receive their new email and password by Wednesday 12th March. Follow these instructions to login.*

1. Open up Google Chrome

2. Click on the icon at the top right. It might have a picture or letter or just be a grey person e.g.



3. Scroll down and click on



4. Click

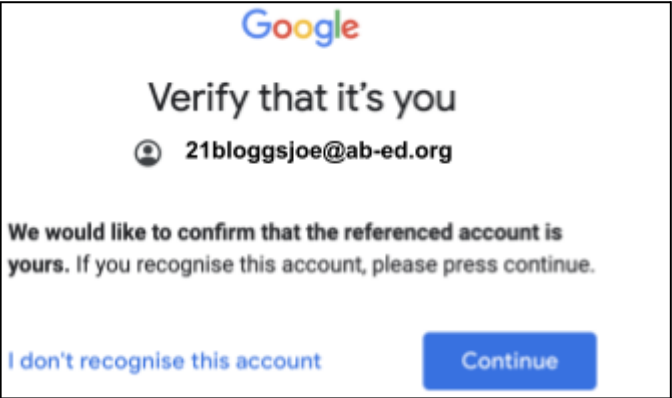


5. Type in your full email address including @ab-ed.org and copy it (CTRL C) (you will need it later) e.g.

6. A Microsoft sign in screen will appear. Paste (CTRL V) the same email address in or retype it e.g.

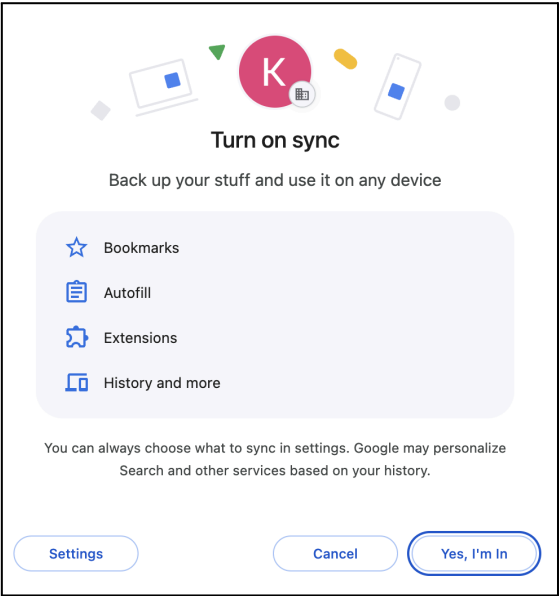
7. Enter your **NEW** password. Remember the capital letters and dot e.g. Red.Ruby


8. Click continue



9. Recommend turning on sync by clicking

Yes, I'm In



10. Click on the waffle  to find your Google Classroom, Google drive etc.

